

6" Ultra Slim LED High Lumen Round Panel Light

This 6" ultra slim panel light designed for quick and easy installation without a housing for both new construction and remodel applications. This IC-rated fixture can be installed indoor or outdoor and delivers a smooth light output of 900 lumens, in 3000K or 4000K.



Features

- IC Airtight for use with direct contact to insulation.
- Designed to fit in plenums as shallow as 2".
- Eliminates the need for housing.
- New Construction application requires mounting plate or frame.
- Remodel applications require no additional accessories.
- Wet Location allows for use indoors or outdoors.
- CA Title 24 compliant and ENERGY STAR.
- Includes driver and Jbox.

Specifications

Wattage	15W
Lumens	975 lm - 1050 lm
Voltage	120V
Color Temp.	3000K - 4000K
Dimmable	Triac/ELV
Lamp Type	LED
CRI	90+
Wet Location	Listed

Options



Technical Details

Optics: Polycarbonate lens diffuses light evenly throughout space with no LED pixelation.

Construction: IC rated driver and fixture are tested and approved for direct contact with insulation. Aluminum die-cast trim ring with durable powdercoat finish preventing rust and paint cracking. Plenum rated cable connector to connect from module to remote driver box. Isolated driver integrated inside aluminum remote box with two 7/8" knockouts with slots for pryout.

Installation: Designed for super shallow ceiling plenums without any housing. High strength steel spring clip for easy installation. Hole cut out template provided for accurate hole size for proper trim installation. Maximum hole size should not exceed 6 1/4" for this product. Suitable installation for T-grid and drop ceiling applications.

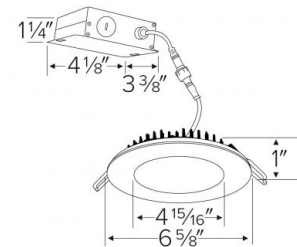
Electrical: Driver connects directly to 120V power supply. Standard input wattage is 15W, 60 lumens per watt. Replaces 90W incandescent.

Dimmability: Works with 120V Triac and ELV type dimmers. Dims down to 10%. For full list of dimmers, refer to the ELM System Dimmer Compatibility List.

Listings: ETL Listed for Wet Locations. ENERGY STAR® Certified. IC-Rated for direct contact with insulation. Air Tight certified in accordance with ASTM E283-2004. California Title 24 compliant (JA8-2016-E)

Warranty: 5-year limited warranty.

Dimensions



Product Numbers

Item	Lamp type	Lumens	CCT	Watts	Voltage	Dimming	Finish
ERT61230W	LED	975 lm	3000K	15W	120V	Triac/ELV	White
ERT61230N	LED	975 lm	3000K	15W	120V	Triac/ELV	Nickel
ERT61230BZ	LED	975 lm	3000K	15W	120V	Triac/ELV	Bronze
ERT61240W	LED	1050 lm	4000K	15W	120V	Triac/ELV	White
ERT61240N	LED	1050 lm	4000K	15W	120V	Triac/ELV	Nickel
ERT61240BZ	LED	1050 lm	4000K	15W	120V	Triac/ELV	Bronze

Product Number Builder Example: ERT61230W

6" High Lumen Round Slim Panel 900lm

Color Temp.

Finish

30 3000K
40 4000K

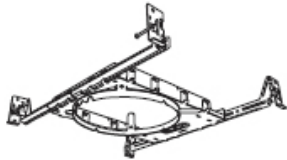
W White
N Nickel
BZ Bronze

Compatible Products

For Ultra Slim LED Panel Lights

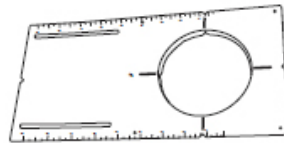


Frames & Mounting Plates



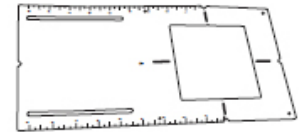
New Construction Frames with Hanger Bars

CAT NO.	SPECIFICATIONS
E4LF1 (4" Round)	8 1/2" L x 6" W x 4 1/4" Opening
E6LF1 (6" Round)	9" L x 6 3/4" W x 6 1/4" Opening
E8LF1 (8" Round)	12" L x 9" W x 8" Opening



New Construction Round Mounting Plates

CAT NO.	SPECIFICATIONS
EMP4 (4" Round)	13 1/4" L x 6 1/4" W x 4 3/8" Opening
EMP6 (6" Round)	17 1/4" L x 8 3/8" W x 6 1/4" Opening
EMP8 (8" Round)	18 1/4" L x 10 3/8" W x 7 3/4" Opening



New Construction Square Mounting Plates

CAT NO.	SPECIFICATIONS
EMPSQ4 (4" Round)	13 1/4" L x 6 1/4" W x 4 1/8" Opening
EMPSQ6 (6" Round)	17 1/4" L x 8 3/8" W x 6" Opening

Accessory



Extension Cord

CAT NO.	SPECIFICATIONS
ECNE10	10' Long
ECNE11	10' Long