

5" or 6" Round LED Deep Reflector Insert

ELCO Lighting's inserts are engineered with energy-efficient LED technology that produces even illumination with an incredible 93+ CRI. Designed to be used for New Construction, Remodel, and Retrofit applications, these inserts are rated for a life of 50,000 hours, and meet the Title 24 and Energy Star requirements. Suitable for IC and Non-IC housings manufactured by ELCO or others. The best green choice for simple residential lighting projects.



Features

- Fits ELCO 5" or 6" Dedicated LED Recessed Housings.
- Includes Medium Base Adapter for retrofitting existing E26 Base housings.
- Soft white lens provides smooth lumen distribution and eliminates LED pixelation.
- Deep set LED trim reduces glare while providing area illumination.
- CA Title 24, ENERGY STAR, JA8-2016-E.
- Life Span of 50,000 hours L70.

Specifications

Wattage	14W
Lumens	1000 lm
Voltage	120V
Color Temp.	2700K - 4000K
Dimmable	Triac/ELV
Lamp Type	LED
CRI	93+
Wet Location	Listed

Options



White



Chrome w/White Ring



Haze w/White Ring

Technical Details

Optics: Frosted polycarbonate lens diffuses light evenly throughout while reducing glare with LED Array technology.

Construction: For use in IC and non-IC housings. Spun Aluminum for greater heat dissipation. High quality powder coat finish preventing rust and paint cracking.

Installation: Includes PSA30 medium base adapter for retrofitting existing housings. Quick connect for use with ELCO housings EL570ICA, EL570RICA, EL56FICA. PSA30 (Medium Base Socket adapter) allows for use with EL99ICA, EL99RICA, EL99FICA, EL99A, EL99RA. PSA31 (GU10 Socket Adapter, not included) allows for use with EL49ICA, EL49A, EL49RA. PSA35 (GU24 Socket Adapter, not included) allows for use with EL99ICA-G24, EL99RICA-G24. Can be used in IC and non-IC housings.

Electrical: Driver connects to 120V power supply. High Efficiency driver with a power factor > 0.9. Ambient operating temperature -40°F (-40°C) to 104°F (40°C). Input wattage of 14W. Start time of less than .75 seconds.

LED Technology:

- Extremely accurate color rendering with 93+ CRI.
- Lumen Maintenance of 50,000 hours L70 Life based on LM80 standardized test results.
- Superior Thermal Management by utilizing integral heat sink.
- Instant On to Full Brightness.
- No LED pixelation.

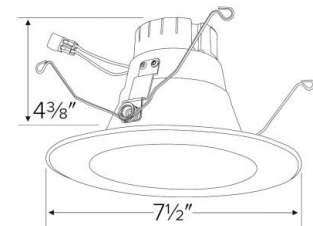
Dimmability: Works with 120V Triac and ELV type dimmers. Dims down to 10%. For full list of dimmers refer to the Dimmer Compatibility List. Industry leading dimming. Dims smoothly with no hot spots or flickering.

Listings:

- UL Listed for Wet Location.
- RoHS Compliant.
- ENERGY STAR® Certified.
- California Title 24 JA8-2016-E.

Warranty: ELCO Products are built to last with a 5-year Limited Warranty.

Dimensions



Product Numbers

Item	Lamp type	Lumens	CCT	Watts	Voltage	Dimming	Finish
EL62527W	LED	1000 lm	2700K	14W	120V	Triac/ELV	White
EL62530W	LED	1000 lm	3000K	14W	120V	Triac/ELV	White
EL62527C	LED	1000 lm	2700K	14W	120V	Triac/ELV	Chrome w/White Ring
EL62530C	LED	1000 lm	3000K	14W	120V	Triac/ELV	Chrome w/White Ring
EL62535C	LED	1000 lm	3500K	14W	120V	Triac/ELV	Chrome w/White Ring
EL62540C	LED	1000 lm	4000K	14W	120V	Triac/ELV	Chrome w/White Ring
EL62527H	LED	1000 lm	2700K	14W	120V	Triac/ELV	Haze w/White Ring
EL62530H	LED	1000 lm	3000K	14W	120V	Triac/ELV	Haze w/White Ring
EL62535H	LED	1000 lm	3500K	14W	120V	Triac/ELV	Haze w/White Ring

Item	Lamp type	Lumens	CCT	Watts	Voltage	Dimming	Finish
EL62540H	LED	1000 lm	4000K	14W	120V	Triac/ELV	Haze w/White Ring

Product Number Builder Example: EL62527W

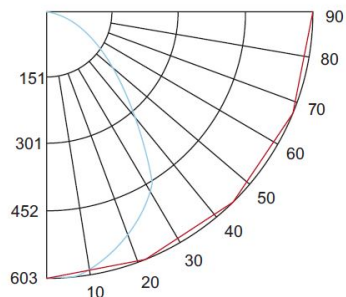
ELCO 4" LED Reflector Insert	Color Temp.	Finish
EL625	27 2700K 30 3000K 35 3500K 40 4000K	W White C Chrome w/White Ring H Haze w/White Ring

LED Deep Reflector Insert

Multiplier: 2700K (x 0.96)

PHOTOMETRIC REPORT

Product #: EL62530
 Wattage/Lumens: 13.6W/ 1109 Lm
 Luminaire LPW: 82 Lm/W



CANDLE POWER SUMMARY

Degrees Vertical	0°
0	602
5	597
15	569
25	514
35	396
45	251
55	127
65	55
75	25
85	6
90	0

ILLUMINANCE AT A DISTANCE

Distance to Target Plane	Footcandles Beam Center	Beam Diameter
4'	37.6	7.2'
6'	16.7	10.8'
8'	9.41	14.3'
10'	6.02	17.9'

ZONAL LUMEN SUMMARY

Zone	Lumens	% Luminaire
0-30°	453.97	40.90
0-40°	703.19	63.40
0-60°	1017.65	91.80
0-90°	1107.97	99.90

Compatible Products

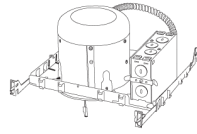
For use with **5" or 6" LED Light Engines**

5" Dedicated LED ICA Housings



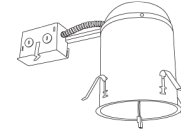
2-Hour Fire Rated
5" ICA Housing
New Construction

CAT NO.	SPECIFICATIONS
EL56FICA	



5" ICA Housing
New Construction

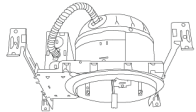
CAT NO.	SPECIFICATIONS
EL570ICA	
EL570ICA-7	277V to 120V Step-down Transformer
EL570ICA-EM5	90 minute Battery Backup



5" ICA Housing
Remodel

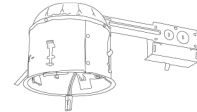
CAT NO.	SPECIFICATIONS
EL570RICA	

5" Shallow Dedicated LED ICA Housings



5" Shallow ICA Housing
New Construction

CAT NO.	SPECIFICATIONS
EL560ICA	
EL560ICA-7	277V to 120V Step-down Transformer
EL560ICA-EM5	90 minute Battery Backup



5" Shallow ICA Housing
Remodel

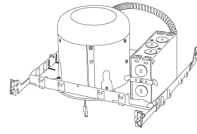
CAT NO.	SPECIFICATIONS
EL560RICA	

6" Dedicated LED ICA Housings



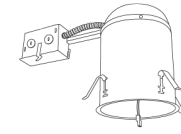
2-Hour Fire Rated
6" ICA Housing
New Construction

CAT NO.	SPECIFICATIONS
EL76FICA	



6" ICA Housing
New Construction

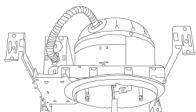
CAT NO.	SPECIFICATIONS
EL770ICA	
EL770ICA-7	277V to 120V Step-down Transformer
EL770ICA-EM5	90 minute Battery Backup



6" ICA Housing
Remodel

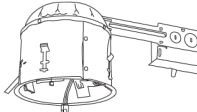
CAT NO.	SPECIFICATIONS
EL770RICA	

6" Shallow Dedicated LED ICA Housings



6" Shallow ICA Housing
New Construction

CAT NO.	SPECIFICATIONS
EL760ICA	
EL760ICA-7	277V to 120V Step-down Transformer
EL760ICA-EM5	90 minute Battery Backup



6" Shallow ICA Housing
Remodel

CAT NO.	SPECIFICATIONS
EL760RICA	