

5" or 6" Round LED Deep Baffle Insert

ELCO Lighting's inserts are engineered with energy-efficient LED technology that produces even illumination with an incredible 93+ CRI. Designed to be used for New Construction, Remodel, and Retrofit applications, these inserts are rated for a life of 50,000 hours, and meet the Title 24 and Energy Star requirements. Suitable for IC and Non-IC housings manufactured by ELCO or others. The best green choice for simple residential lighting projects.



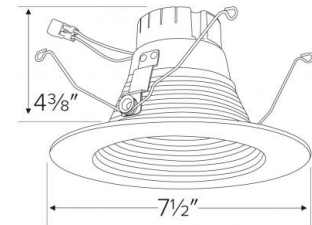
Features

- Fits ELCO 5" or 6" Dedicated LED Recessed Housings.
- Includes Medium Base Adapter for retrofitting existing E26 Base housings.
- Soft white lens provides smooth lumen distribution and eliminates LED pixelation.
- Deep set LED trim reduces glare while providing area illumination.
- CA Title 24, ENERGY STAR, JA8-2016-E.
- Life Span of 50,000 hours L70.

Specifications

| | |
|---------------------|---------------|
| Wattage | 14W |
| Lumens | 1000 lm |
| Voltage | 120V |
| Color Temp. | 2700K - 3000K |
| Dimmable | Triac/ELV |
| Lamp Type | LED |
| CRI | 93+ |
| Wet Location | Listed |

Dimensions



Technical Details

Optics: Frosted polycarbonate lens diffuses light evenly throughout while reducing glare with LED Array technology.

Construction: For use in IC and non-IC housings. Spun Aluminum for greater heat dissipation. High quality powder coat finish preventing rust and paint cracking.

Installation: Includes PSA30 medium base adapter for retrofitting existing housings. Quick connect for use with ELCO housings EL570ICA, EL570RICA, EL56FICA. PSA30 (Medium Base Socket adapter) allows for use with EL99ICA, EL99RICA, EL99FICA, EL99A, EL99RA. PSA31 (GU10 Socket Adapter, not included) allows for use with EL49ICA, EL49A, EL49RA. PSA35 (GU24 Socket Adapter, not included) allows for use with EL99ICA-G24, EL99RICA-G24. Can be used in IC and non-IC housings.

Electrical: Driver connects to 120V power supply. High Efficiency driver with a power factor > 0.9. Ambient operating temperature -40°F (-40°C) to 104°F (40°C). Input wattage of 14W. Start time of less than .75 seconds.

LED Technology:

- Extremely accurate color rendering with 93+ CRI.
- Lumen Maintenance of 50,000 hours L70 Life based on LM80 standardized test results.
- Superior Thermal Management by utilizing integral heat sink.
- Instant On to Full Brightness.
- No LED pixelation.

Dimmability: Works with 120V Triac and ELV type dimmers. Dims down to 10%. For full list of dimmers refer to the Dimmer Compatibility List. Industry leading dimming. Dims smoothly with no hot spots or flickering.

Listings:

- UL Listed for Wet Location.
- RoHS Compliant.
- ENERGY STAR® Certified.
- California Title 24 JA8-2016-E.

Warranty: ELCO Products are built to last with a 5-year Limited Warranty.

Product Numbers

| Item | Lamp type | Lumens | CCT | Watts | Voltage | Dimming | Finish |
|-----------------|-----------|---------|-------|-------|---------|-----------|--------|
| EL62127W | LED | 1000 lm | 2700K | 14W | 120V | Triac/ELV | White |
| EL62130W | LED | 1000 lm | 3000K | 14W | 120V | Triac/ELV | White |

Product Number Builder Example: EL62127W

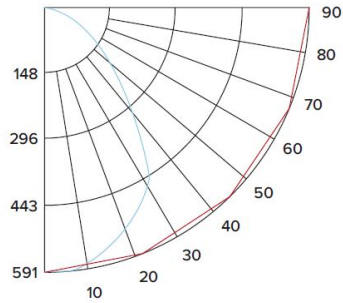
| | | |
|--------------------------|----------------------|---------|
| ELCO 5" or 6" LED Insert | Color Temp. | Finish |
| EL621 | | |
| | 27 2700K 30 3000K | W White |

LED Deep Baffle Insert

Multiplier: 2700K (x 0.96)

PHOTOMETRIC REPORT

Product #: EL62130
 Wattage/Lumens: 13.6W/ 1088 Lm
 Luminaire LPW: 80 Lm/W



CANDLE POWER SUMMARY

| Degrees Vertical | 0° |
|------------------|-----|
| 0 | 591 |
| 5 | 586 |
| 15 | 558 |
| 25 | 504 |
| 35 | 388 |
| 45 | 247 |
| 55 | 124 |
| 65 | 54 |
| 75 | 25 |
| 85 | 6 |
| 90 | 0 |

ILLUMINANCE AT A DISTANCE

| Distance to Target Plane | Footcandles Beam Center | Beam Diameter |
|--------------------------|-------------------------|---------------|
| 4' | 36.9 | 7.2' |
| 6' | 16.4 | 10.8' |
| 8' | 9.23 | 14.3' |
| 10' | 5.91 | 17.9' |

ZONAL LUMEN SUMMARY

| Zone | Lumens | % Luminaire |
|-------|--------|-------------|
| 0-30° | 445.46 | 40.90 |
| 0-40° | 690.00 | 63.40 |
| 0-60° | 998.57 | 91.80 |
| 0-90° | 1087.2 | 99.90 |

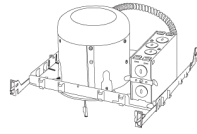
Compatible Products

For use with **5" or 6" LED Light Engines**

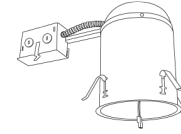
5" Dedicated LED ICA Housings



2-Hour Fire Rated
5" ICA Housing
New Construction



5" ICA Housing
New Construction



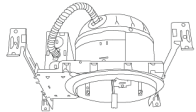
5" ICA Housing
Remodel

| CAT NO. | SPECIFICATIONS |
|----------|----------------|
| EL56FICA | |

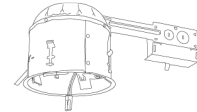
| CAT NO. | SPECIFICATIONS |
|--------------|------------------------------------|
| EL570ICA | |
| EL570ICA-7 | 277V to 120V Step-down Transformer |
| EL570ICA-EM5 | 90 minute Battery Backup |

| CAT NO. | SPECIFICATIONS |
|-----------|----------------|
| EL570RICA | |

5" Shallow Dedicated LED ICA Housings



5" Shallow ICA Housing
New Construction



5" Shallow ICA Housing
Remodel

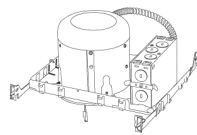
| CAT NO. | SPECIFICATIONS |
|--------------|------------------------------------|
| EL560ICA | |
| EL560ICA-7 | 277V to 120V Step-down Transformer |
| EL560ICA-EM5 | 90 minute Battery Backup |

| CAT NO. | SPECIFICATIONS |
|-----------|----------------|
| EL560RICA | |

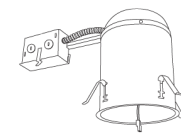
6" Dedicated LED ICA Housings



2-Hour Fire Rated
6" ICA Housing
New Construction



6" ICA Housing
New Construction



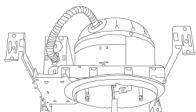
6" ICA Housing
Remodel

| CAT NO. | SPECIFICATIONS |
|----------|----------------|
| EL76FICA | |

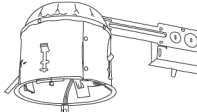
| CAT NO. | SPECIFICATIONS |
|--------------|------------------------------------|
| EL770ICA | |
| EL770ICA-7 | 277V to 120V Step-down Transformer |
| EL770ICA-EM5 | 90 minute Battery Backup |

| CAT NO. | SPECIFICATIONS |
|-----------|----------------|
| EL770RICA | |

6" Shallow Dedicated LED ICA Housings



6" Shallow ICA Housing
New Construction



6" Shallow ICA Housing
Remodel

| CAT NO. | SPECIFICATIONS |
|--------------|------------------------------------|
| EL760ICA | |
| EL760ICA-7 | 277V to 120V Step-down Transformer |
| EL760ICA-EM5 | 90 minute Battery Backup |

| CAT NO. | SPECIFICATIONS |
|-----------|----------------|
| EL760RICA | |