

4" Ultra Slim LED Round Panel Light

This 4" ultra slim panel light designed for quick and easy installation without a housing for both new construction and remodel applications. This IC-rated fixture can be installed indoor or outdoor and delivers a smooth light output of 500 lumens, in 3000K or 4000K.



Features

- IC Airtight for use with direct contact to insulation.
- Designed to fit in plenums as shallow as 2".
- Eliminates the need for housing.
- New Construction application requires mounting plate or frame.
- Remodel applications require no additional accessories.
- Wet Location allows for use indoors or outdoors.
- CA Title 24 Compliant and ENERGY STAR Certified.
- Includes driver and Jbox.

Specifications

Wattage	9W
Lumens	535 lm - 575 lm
Voltage	120V
Color Temp.	3000K - 4000K
Dimmable	Triac/ELV
Lamp Type	LED
CRI	90+
Wet Location	Listed

Options



Technical Details

Optics: Polycarbonate lens diffuses light evenly throughout space with no LED pixelation.

Construction: IC rated driver and fixture are tested and approved for direct contact with insulation. Aluminum die-cast trim ring with durable powdercoat finish preventing rust and paint cracking. Plenum rated cable connector to connect from module to remote driver box. Isolated driver integrated inside aluminum remote box with two 7/8" knockouts with slots for pryout.

Installation: Designed for super shallow ceiling plenums without any housing. High strength steel spring clip for easy installation. Hole cut out template provided for accurate hole size for proper trim installation. Maximum hole size should not exceed 4 1/4" for this product. Suitable installation for t-grid and drop ceiling applications.

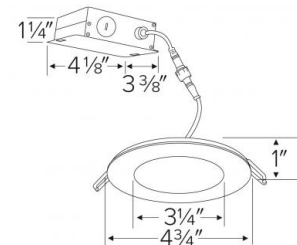
Electrical: Driver connects directly to 120V power supply. Standard input wattage is 9W, 55 lumens per watt. Replaces 50W incandescent.

Dimmability: Works with 120V Triac and ELV type dimmers. Dims down to 10%. For full list of dimmers, refer to the ELM System Dimmer Compatibility List.

Listings: ETL Listed for Wet Locations. ENERGY STAR® Certified. IC-Rated for direct contact with insulation. Air Tight certified in accordance with ASTM E283-2004. California Title 24 Compliant (JA8-2016-E)

Warranty: 5-year limited warranty.

Dimensions



Product Numbers

Item	Lamp type	Lumens	CCT	Watts	Voltage	Dimming	Finish
ERT41130W	LED	535 lm	3000K	9W	120V	Triac/ELV	White
ERT41130N	LED	535 lm	3000K	9W	120V	Triac/ELV	Nickel
ERT41130BZ	LED	535 lm	3000K	9W	120V	Triac/ELV	Bronze
ERT41140W	LED	575 lm	4000K	9W	120V	Triac/ELV	White
ERT41140N	LED	575 lm	4000K	9W	120V	Triac/ELV	Nickel
ERT41140BZ	LED	575 lm	4000K	9W	120V	Triac/ELV	Bronze

Product Number Builder Example: ERT41130W

4" Round Slim Panel 500 lm

Color Temp.

Finish

30 3000K
40 4000K

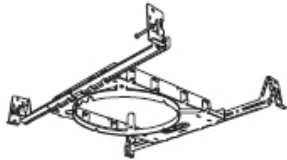
W White
BZ Bronze
N Nickel

Compatible Products

For Ultra Slim LED Panel Lights

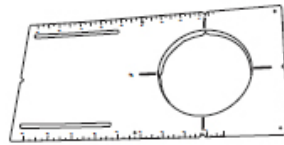


Frames & Mounting Plates



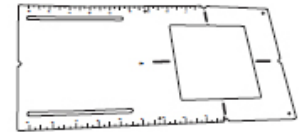
New Construction Frames with Hanger Bars

CAT NO.	SPECIFICATIONS
E4LF1 (4" Round)	8 1/2" L x 6" W x 4 1/4" Opening
E6LF1 (6" Round)	9" L x 6 3/4" W x 6 1/4" Opening
E8LF1 (8" Round)	12" L x 9" W x 8" Opening



New Construction Round Mounting Plates

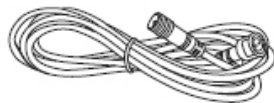
CAT NO.	SPECIFICATIONS
EMP4 (4" Round)	13 1/4" L x 6 1/4" W x 4 3/8" Opening
EMP6 (6" Round)	17 1/4" L x 8 3/8" W x 6 1/4" Opening
EMP8 (8" Round)	18 1/4" L x 10 3/8" W x 7 3/4" Opening



New Construction Square Mounting Plates

CAT NO.	SPECIFICATIONS
EMPSQ4 (4" Round)	13 1/4" L x 6 1/4" W x 4 1/8" Opening
EMPSQ6 (6" Round)	17 1/4" L x 8 3/8" W x 6" Opening

Accessory



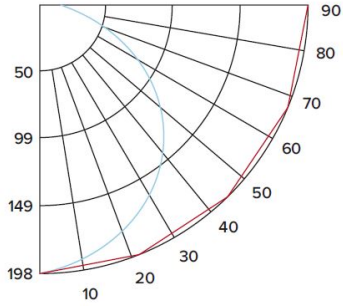
Extension Cord

CAT NO.	SPECIFICATIONS
ECNE10	10' Long
ECNE11	10' Long

LED Round Panel Light Multiplier: 4000K (x 1.04)

PHOTOMETRIC REPORT

Product #: ERT41130W
 Wattage/Lumens: 8.7W/ 556 Lm
 Luminaire LPW: 64 Lm/W



CANDLE POWER SUMMARY

Degrees Vertical	0°
0	198
5	197
15	191
25	178
35	159
45	134
55	106
65	75
75	43
85	14
90	2.35

ILLUMINANCE AT A DISTANCE

Distance to Target Plane	Footcandles Beam Center	Beam Diameter
4'	12.4	11.5'
6'	5.49	17.3'
8'	3.09	23.1'
10'	1.98	28.8'

ZONAL LUMEN SUMMARY

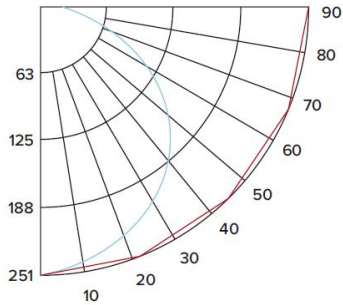
Zone	Lumens	% Luminaire
0-30°	152.42	27.40
0-40°	248.70	44.70
0-60°	437.00	78.60
0-90°	555.39	99.90

LED High Lumen Round Panel Light

Multiplier: 4000K (x 1.04)

PHOTOMETRIC REPORT

Product #: ERT41230W
 Wattage/Lumens: 11.8W/ 708 Lm
 Luminaire LPW: 60 Lm/W



CANDLE POWER SUMMARY

Degrees Vertical	0°
0	250
5	250
15	242
25	225
35	200
45	169
55	133
65	94
75	56
85	19
90	2.78

ILLUMINANCE AT A DISTANCE

Distance to Target Plane	Footcandles Beam Center	Beam Diameter
4'	15.6	11.5'
6'	6.95	17.3'
8'	3.91	23.0'
10'	2.50	28.8'

ZONAL LUMEN SUMMARY

Zone	Lumens	% Luminaire
0-30°	192.81	27.40
0-40°	314.29	44.70
0-60°	552.08	78.00
0-90°	708.00	100.00