

4" Round High Lumen LED Reflector Insert



Features

- Fits ELCO 4" Dedicated LED Recessed Housings, Regular and Shallow.
- Soft white lens provides smooth lumen distribution and eliminates LED pixelation.
- Deep set LED trim reduces glare while providing area illumination.
- Medium Base Adapter (PSA30) included.
- CA Title 24, ENERGY STAR, JA8-2016-E.
- Life Span of 50,000 hours L70.

Specifications

Wattage	12W
Lumens	1000 lm
Voltage	120V
Color Temp.	2700K - 4000K
Dimmable	Triac/ELV
Lamp Type	LED
Beam Angle	90°
CRI	93+
Wet Location	Listed

Options



White

Chrome w/White Ring

Haze w/White Ring

Technical Details

Optics: Frosted polycarbonate lens diffuses light evenly throughout while reducing glare with LED Array technology.

Construction: For use in IC and non-IC housings. Spun Aluminum for greater heat dissipation. High quality powder coat finish preventing rust and paint cracking.

Installation: Includes PSA30 medium base adapter for retrofitting existing housings. Quick connect for use with ELCO housings EL490ICA, EL490RICA, EL492ICA, EL492RICA, EL49FICA. PSA30 (Medium Base Socket adapter) allows for use with EL99ICA, EL99RICA, EL99FICA, EL99A, EL99RA. PSA31 (GU10 Socket Adapter, not included) allows for use with EL49ICA, EL49A, EL49RA. PSA35 (GU24 Socket Adapter, not included) allows for use with EL99ICA-G24, EL99RICA-G24. Can be used in IC and non-IC housings.

Electrical: Driver connects to 120V power supply. High Efficiency driver with a power factor > 0.9. Start time of less than .75 seconds.

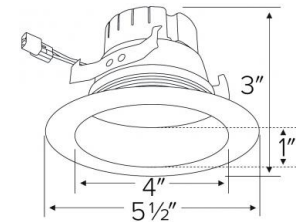
LED Technology: Extremely accurate color rendering with 93+ CRI. Lumen Maintenance of 50,000 hours L70 Life based on LM80 standardized test results. Superior Thermal Management by utilizing integral heat sink. Instant On to Full Brightness. No LED pixelation.

Dimmability: Works with 120V Triac and ELV type dimmers. Dims down to 10%. For full list of dimmers refer to the Dimmer Compatibility List. Industry leading dimming. Dims smoothly with no hot spots or flickering.

Listings: UL Listed for Wet Location. RoHS Compliant. ENERGY STAR® Certified. California Title 24 JA8-2016-E.

Warranty: ELCO Products are built to last with a 5-year Limited Warranty.

Dimensions



Product Numbers

Item	Lamp type	Lumens	CCT	Watts	Voltage	Dimming	Beam Angle	Finish
EL41727W	LED	1000 lm	2700K	12W	120V	Triac/ELV	90°	White
EL41730W	LED	1000 lm	3000K	12W	120V	Triac/ELV	90°	White
EL41735W	LED	1000 lm	3500K	12W	120V	Triac/ELV	90°	White
EL41740W	LED	1000 lm	4000K	12W	120V	Triac/ELV	90°	White
EL41727C	LED	1000 lm	2700K	12W	120V	Triac/ELV	90°	Chrome w/White Ring
EL41730C	LED	1000 lm	3000K	12W	120V	Triac/ELV	90°	Chrome w/White Ring
EL41735C	LED	1000 lm	3500K	12W	120V	Triac/ELV	90°	Chrome w/White Ring
EL41740C	LED	1000 lm	4000K	12W	120V	Triac/ELV	90°	Chrome w/White Ring
EL41727H	LED	1000 lm	2700K	12W	120V	Triac/ELV	90°	Haze w/White Ring
EL41730H	LED	1000 lm	3000K	12W	120V	Triac/ELV	90°	Haze w/White Ring

Item	Lamp type	Lumens	CCT	Watts	Voltage	Dimming	Beam Angle	Finish
EL41735H	LED	1000 lm	3500K	12W	120V	Triac/ELV	90°	Haze w/White Ring
EL41740H	LED	1000 lm	4000K	12W	120V	Triac/ELV	90°	Haze w/White Ring

Product Number Builder Example: EL41727W

ELCO 4" LED Reflector Insert	Color Temp.	Finish
EL417		
	27 2700K 30 3000K 35 3500K 40 4000K	W White C Chrome w/White Ring H Haze w/White Ring


For use with 4" LED Inserts

4" Dedicated LED IC Housings



4" 2-Hour Fire Rated
New Construction

CAT NO.	SPECIFICATIONS
EL49FICA	2-Hour Fire Rated



4" LED Housing
New Construction

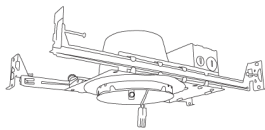
CAT NO.	SPECIFICATIONS
EL490ICA	
EL490ICA-7	277V to 120V Drop Down Transformer
EL490ICA-EM5	90 min. Battery Backup



4" LED Housing
Remodel

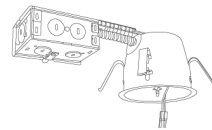
CAT NO.	SPECIFICATIONS
EL490RICA	

4" Dedicated LED Shallow Housings



4" LED Shallow Housing
New Construction
3½" Height

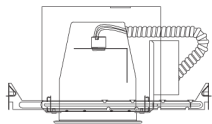
CAT NO.	SPECIFICATIONS
EL492ICA	
EL492ICA-7	277V to 120V Drop Down Transformer
EL492ICA-EM5	90 min. Battery Backup



4" LED Shallow Housing
Remodel
3½" Height

CAT NO.	SPECIFICATIONS
EL492RICA	

4" E26 Base Housings



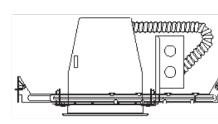
4" IC Housing
New Construction

CAT NO.	SPECIFICATIONS
EL99ICA	50W MAX.



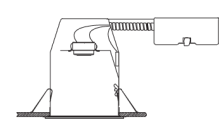
4" IC Housing
Remodel

CAT NO.	SPECIFICATIONS
EL99RICA	50W MAX.



4" Non-IC Housing
New Construction

CAT NO.	SPECIFICATIONS
EL99A	50W MAX.

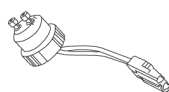


4" Non-IC Housing
Remodel

CAT NO.	SPECIFICATIONS
EL99RA	50W MAX.



PSA30
Medium base to Ideal terminal connector



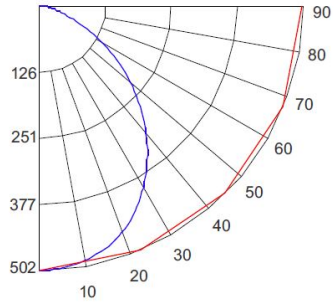
PSA31
GU10 to Ideal connector
PSA31 Available for retrofitting GU10 housings (Not shown above)

High Lumen Round LED Reflector Insert

Multiplier: 2700K (x 0.96), 3500K (x 1.04), 4000K (x 1.08)

PHOTOMETRIC REPORT

Product #: EL41730
 Wattage/Lumens: 13.5W/ 1110 lm
 Luminaire LPW: 82 Lm/W



CANDLE POWER SUMMARY

Degrees Vertical	0°
0	502
5	499
15	478
25	431
35	357
45	270
55	177
65	91
75	29
85	5
90	0

ILLUMINANCE AT A DISTANCE

Distance to Target Plane	Footcandles Beam Center	Beam Diameter
4'	31.4	8.7'
6'	13.9	13.0'
8'	7.84	17.3'
10'	5.02	21.7'

ZONAL LUMEN SUMMARY

Zone	Lumens	% Luminaire
0-30°	380.74	34.30
0-40°	604.63	54.50
0-60°	974.05	87.80
0-90°	1108.31	99.90