

4" LED Adjustable Gimbal Insert

ELCO Lighting's inserts are engineered with energy-efficient LED technology that produces even illumination with an incredible 93+ CRI. Designed to be used for New Construction, Remodel, and Retrofit applications, these inserts are rated for a life of 50,000 hours, and meet the Title 24 and Energy Star requirements. Suitable for IC and Non-IC housings manufactured by ELCO or others. The best green choice for simple residential lighting projects.



Features

- Fits ELCO 4" Dedicated LED Recessed Housings.
- Includes Medium Base Adapter for retrofitting existing E26 Base housings.
- Die-Cast construction provides lasting durability.
- 25° Tilt, 358° rotation.
- CA Title 24, ENERGY STAR, JA8-2016-E.
- Life Span of 50,000 hours L70.

Specifications

Wattage	10W
Lumens	625 lm - 675 lm
Voltage	120V
Color Temp.	2700K - 3500K
Dimmable	Triac/ELV
Lamp Type	LED
Beam Angle	60°
CRI	93+
Damp Location	Listed

Options



White



Black

Technical Details

Optics: Frosted polycarbonate lens diffuses light evenly throughout while reducing glare with LED Array technology.

Construction: For use in IC and non-IC housings. Diecast construction for lasting quality and greater heat dissipation. High quality powder coat finish preventing rust and paint cracking.

Installation: Includes PSA30 medium base adapter for retrofitting existing housings. Quick connect for use with ELCO housings EL490ICA, EL490RICA, EL492ICA, EL492RICA, EL49FICA. PSA30 (Medium Base Socket adapter) allows for use with EL99ICA, EL99RICA, EL99FICA, EL99A, EL99RA. PSA31 (GU10 Socket Adapter, not included) allows for use with EL49ICA, EL49A, EL49RA. PSA35 (GU24 Socket Adapter, not included) allows for use with EL99ICA-G24, EL99RICA-G24. Can be used in IC and non-IC housings.

Electrical: Driver connects to 120V power supply. High Efficiency driver with a power factor > 0.9. Start time of less than .75 seconds.

LED Technology:

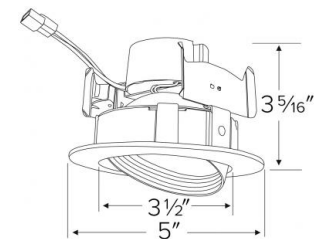
- Extremely accurate color rendering with 93+ CRI.
- Lumen Maintenance of 50,000 hours L70 Life based on LM80 standardized test results.
- Superior Thermal Management by utilizing integral heat sink.
- Instant On to Full Brightness. No LED pixellation.

Dimmability: Works with 120V Triac and ELV type dimmers. Dims down to 10%. For full list of dimmers refer to the Dimmer Compatibility List.

Listings: UL Listed for Damp Location. RoHS Compliant. ENERGY STAR® Certified. California Title 24 JA8-2016-E.

Warranty: ELCO Products are built to last with a 5-year Limited Warranty.

Dimensions



Product Numbers

Item	Lamp type	Lumens	CCT	Watts	Voltage	Dimming	Beam Angle	Finish
EL41427W	LED	625 lm	2700K	10W	120V	Triac/ELV	60°	White
EL41430W	LED	650 lm	3000K	10W	120V	Triac/ELV	60°	White
EL41430B	LED	650 lm	3000K	10W	120V	Triac/ELV	60°	Black
EL41435W	LED	675 lm	3500K	10W	120V	Triac/ELV	60°	White

Product Number Builder

Example: **EL41427W**

ELCO 4" LED Adjustable Gimbal Insert

EL414

Color Temp.

Finish

27 2700K (White only)
30 3000K
35 3500K (White only)

W White
B Black

For use with 4" LED Inserts

4" Dedicated LED IC Housings



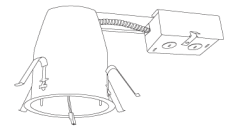
4" 2-Hour Fire Rated
New Construction

CAT NO.	SPECIFICATIONS
EL49FICA	2-Hour Fire Rated



4" LED Housing
New Construction

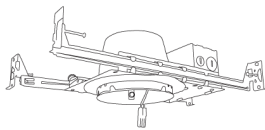
CAT NO.	SPECIFICATIONS
EL490ICA	
EL490ICA-7	277V to 120V Drop Down Transformer
EL490ICA-EM5	90 min. Battery Backup



4" LED Housing
Remodel

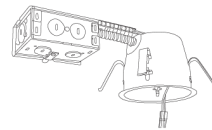
CAT NO.	SPECIFICATIONS
EL490RICA	

4" Dedicated LED Shallow Housings



4" LED Shallow Housing
New Construction
3½" Height

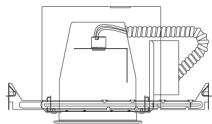
CAT NO.	SPECIFICATIONS
EL492ICA	
EL492ICA-7	277V to 120V Drop Down Transformer
EL492ICA-EM5	90 min. Battery Backup



4" LED Shallow Housing
Remodel
3½" Height

CAT NO.	SPECIFICATIONS
EL492RICA	

4" E26 Base Housings



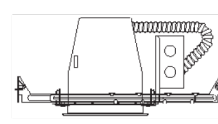
4" IC Housing
New Construction

CAT NO.	SPECIFICATIONS
EL99ICA	50W MAX.



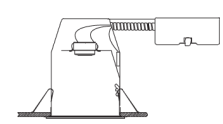
4" IC Housing
Remodel

CAT NO.	SPECIFICATIONS
EL99RICA	50W MAX.



4" Non-IC Housing
New Construction

CAT NO.	SPECIFICATIONS
EL99A	50W MAX.

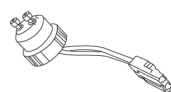


4" Non-IC Housing
Remodel

CAT NO.	SPECIFICATIONS
EL99RA	50W MAX.



PSA30
Medium base to Ideal terminal connector



PSA31
GU10 to Ideal connector
PSA31 Available for retrofitting GU10 housings (Not shown above)